1.4.09 | Test yourself | Function graph transformations | Solutions

Symmetry about x-axis

If you reflect a graph of a function

$y = f(x)$

in x-axis, then you obtain

graph of a function

$y = -f(x)$

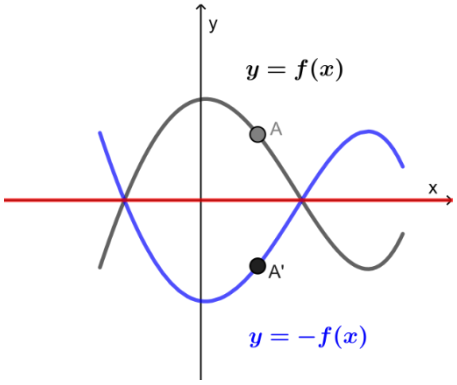

Task

You are given a graph of a function $y = f(x)$. Sketch the graph of a function $y = g(x)$.

(a)

$f(x) = 3$ $\quad$ $g(x) = -3$

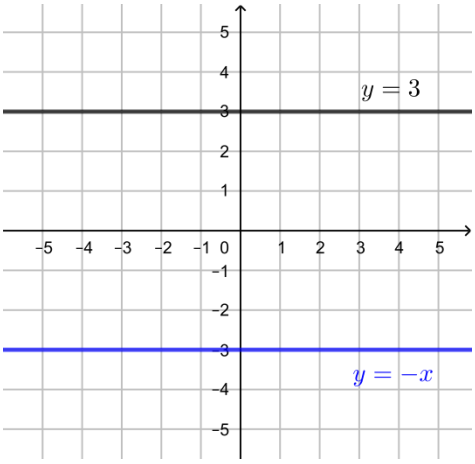

(b)

$f(x) = x^2$ $\quad$ $g(x) = -x^2$

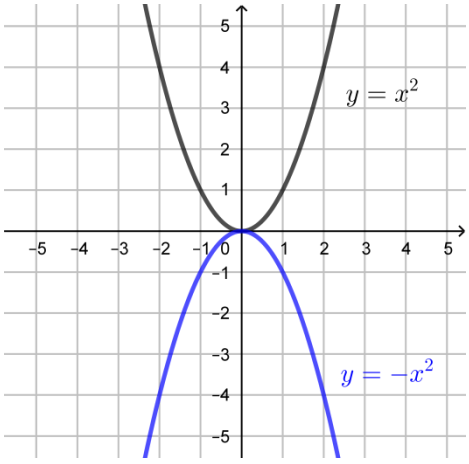

(c)

$f(x) = \sqrt{x+4}$ $\quad$ $g(x) = -\sqrt{x+4}$

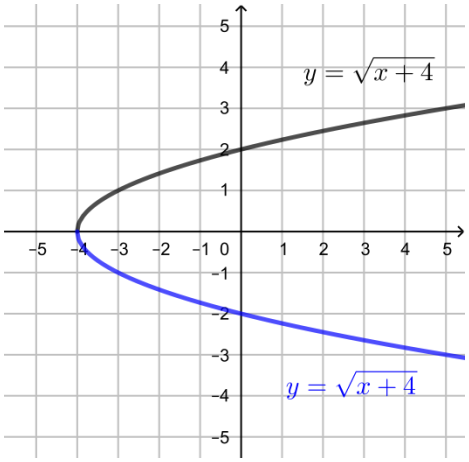

(d)

$f(x) = x^2 - 4$ $\quad$ $g(x) = -x^2 + 4$

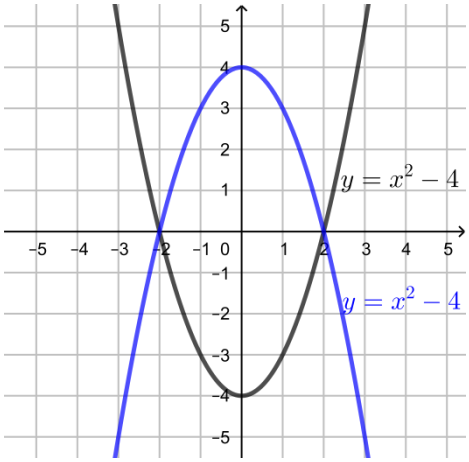

©bkot